

# COVID-19: summary for Brevard County

Data through Sep 14, 2020 verified as of Sep 15, 2020 at 11:02 AM

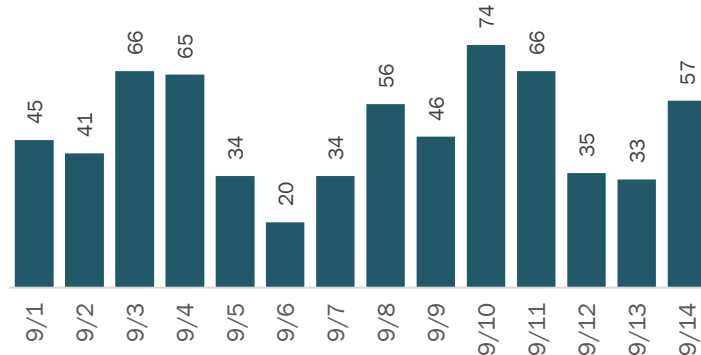
Data in this report are provisional and subject to change.

## Cases: people with positive PCR or antigen test result

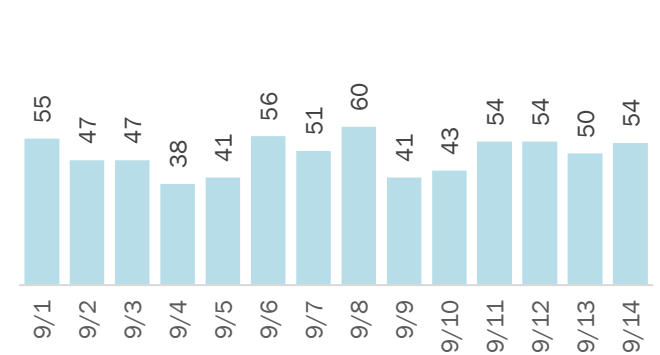
<b>Total cases</b>	<b>8,050</b>
Florida residents	8,024
Non-Florida residents	26
<b>Type of case</b>	
PCR positive	7,691
Antigen positive	333
<b>Gender for Florida residents</b>	
Men	3,647
Women	4,345
Unknown	32
<b>Age for Florida residents</b>	
Range	0 - 105
Median age	44

## Cases in Florida residents by date case confirmed

Cases



Median age



Race, ethnicity	Cases	Hospitalizations	Deaths
White	4,204   52%	495   66%	187   71%
Hispanic	582   7%	50   7%	9   3%
Non-Hispanic	3,221   40%	358   48%	151   57%
Unknown ethnicity	401   5%	87   12%	27   10%
Black	1,003   13%	119   16%	27   10%
Hispanic	33   0%	3   0%	0   0%
Non-Hispanic	886   11%	92   12%	23   9%
Unknown ethnicity	84   1%	24   3%	4   2%
Other	689   9%	42   6%	10   4%
Hispanic	277   3%	14   2%	3   1%
Non-Hispanic	348   4%	23   3%	5   2%
Unknown ethnicity	64   1%	5   1%	2   1%
Unknown race	2,128   27%	90   12%	39   15%
Hispanic	48   1%	1   0%	0   0%
Non-Hispanic	97   1%	9   1%	4   2%
Unknown ethnicity	1,983   25%	80   11%	35   13%
<b>Total</b>	<b>8,024</b>	<b>746</b>	<b>263</b>

## Outcomes for Florida residents

Brevard		
Hospitalizations	746	(9% of all cases)
Deaths	263	(3% of all cases)
New deaths	7	

Statewide		
Hospitalizations	41,654	(6% of all cases)
Deaths	12,787	(2% of all cases)
New deaths	145	

New deaths are those identified since last report.

## Cases in facility staff/residents

Brevard		
Long-term care	1,130	(14% of all cases)
Correctional	66	(1% of all cases)

Statewide		
Long-term care	43,985	(7% of all cases)
Correctional	21,760	(3% of all cases)

Age group	All cases	New cases (9/14)	Hospitalizations	Deaths
0-4 years	82   1%	2   4%	2   0%	0   0%
5-14 years	248   3%	2   4%	3   0%	0   0%
15-24 years	1,313   16%	10   18%	9   1%	0   0%
25-34 years	1,279   16%	4   7%	31   4%	2   1%
35-44 years	1,112   14%	2   4%	30   4%	1   0%
45-54 years	1,127   14%	9   16%	57   8%	6   2%
55-64 years	1,177   15%	5   9%	136   18%	26   10%
65-74 years	744   9%	8   14%	144   19%	44   17%
75-84 years	515   6%	11   19%	177   24%	83   32%
85+ years	403   5%	3   5%	156   21%	101   38%
Unknown	24   0%	1   2%	1   0%	0   0%
<b>Total</b>	<b>8,024</b>	<b>57</b>	<b>746</b>	<b>263</b>

**Hospitalization** counts include anyone who was hospitalized at some point during their illness. It does not reflect the number of people currently hospitalized.

**Other race** includes any person with a race of American Indian/Alaskan native, Asian, native Hawaiian/Pacific Islander, or other.

# COVID-19: summary for Brevard County

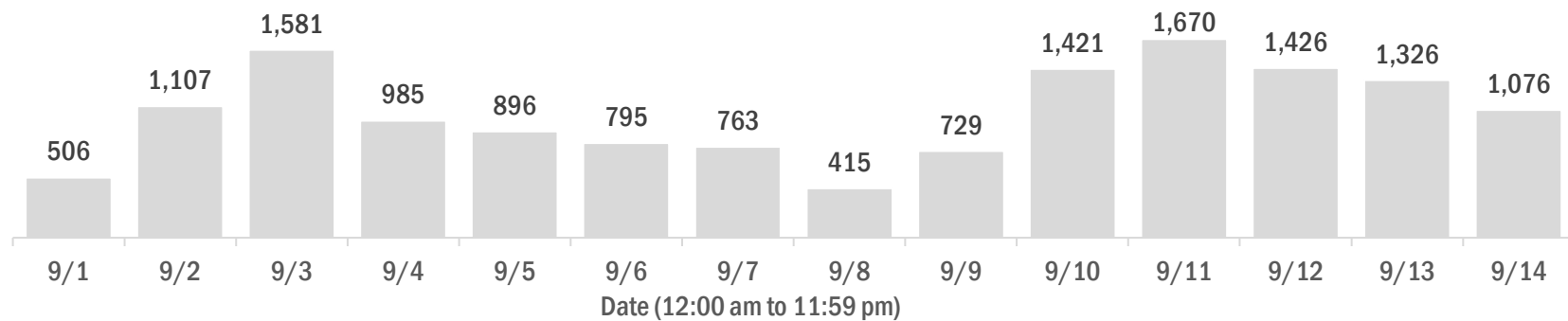
Data through Sep 14, 2020 verified as of Sep 15, 2020 at 11:02 AM

Data in this report are provisional and subject to change.

## Laboratory testing for Florida residents over the past 2 weeks

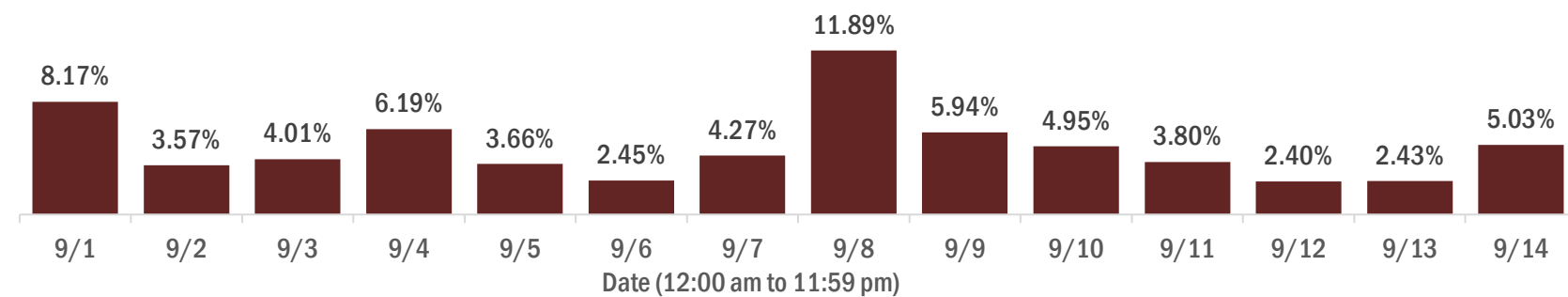
### Number of Florida residents who tested negative per day

These counts include the number of people for whom the Department received negative PCR or antigen laboratory results by day. People who tested negative on multiple days will be included once for each day they are tested. Negative results for persons who have previously tested positive are excluded.



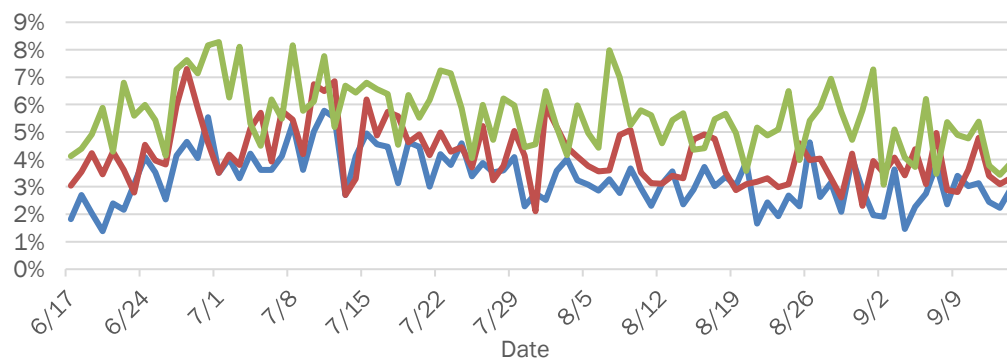
### Percent positivity for new cases in Florida residents

These counts include the number of Florida residents for whom the department received PCR or antigen laboratory results by day. This percent is the number of people who test positive for the first time divided by all the people tested that day, excluding people who have previously tested positive.

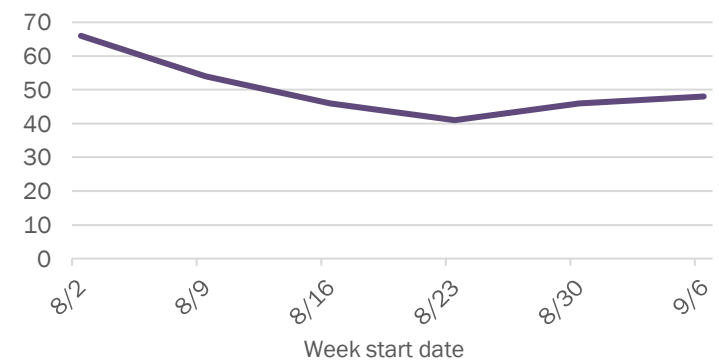


## Emergency department (ED) and freestanding ED (FSED) chief complaint and admission data for Brevard County

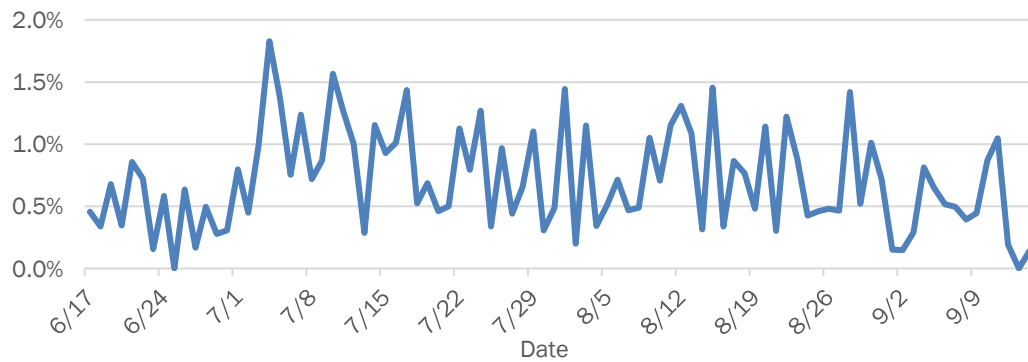
Daily percent of ED visits mentioning cough, fever, or shortness of breath



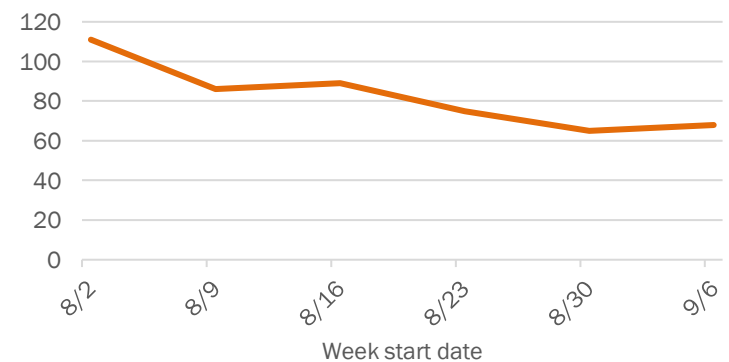
Weekly count of ED and FSED visits for influenza-like illness



Daily percent of ED visits resulting in cough-associated admissions



Weekly count of ED and FSED visits for COVID-like illness



The Electronic Surveillance System for the Early Notification of Community-Based Epidemics (ESSENCE-FL) includes chief complaint data from 211 of 212 Florida EDs and 77 of 80 Florida FSEDs. Data are transmitted electronically to ESSENCE-FL daily or hourly.