

COVID-19: summary for Brevard County

Data through Sep 15, 2020 verified as of Sep 16, 2020 at 09:25 AM

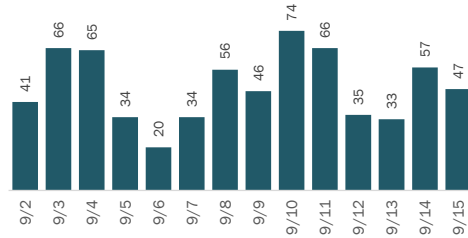
Data in this report are provisional and subject to change.

Cases: people with positive PCR or antigen test result

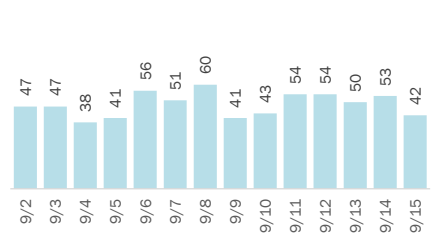
Total cases	8,097
Florida residents	8,071
Non-Florida residents	26
Type of case	
PCR positive	7,724
Antigen positive	347
Gender for Florida residents	
Men	3,663
Women	4,367
Unknown	41
Age for Florida residents	
Range	0 - 105
Median age	44

Cases in Florida residents by date case confirmed

Cases



Median age



Race, ethnicity	Cases	Hospitalizations	Deaths
White	4,226	52%	497
Hispanic	585	7%	50
Non-Hispanic	3,239	40%	361
Unknown ethnicity	402	5%	86
Black	1,008	12%	119
Hispanic	33	0%	3
Non-Hispanic	890	11%	92
Unknown ethnicity	85	1%	24
Other	691	9%	42
Hispanic	277	3%	14
Non-Hispanic	349	4%	23
Unknown ethnicity	65	1%	5
Unknown race	2,146	27%	94
Hispanic	48	1%	1
Non-Hispanic	97	1%	9
Unknown ethnicity	2,001	25%	84
Total	8,071	752	266

Outcomes for Florida residents

Brevard

Hospitalizations	752	(9% of all cases)
Deaths	266	(3% of all cases)
New deaths	3	

Statewide

Hospitalizations	41,851	(6% of all cases)
Deaths	12,939	(2% of all cases)
New deaths	152	

New deaths are those identified since last report.

Cases in facility staff/residents

Brevard

Long-term care	1,133	(14% of all cases)
Correctional	66	(1% of all cases)

Statewide

Long-term care	44,262	(7% of all cases)
Correctional	21,898	(3% of all cases)

Age group	All cases	New cases (9/15)	Hospitalizations	Deaths
0-4 years	82	0	2	0
5-14 years	250	2	3	0
15-24 years	1,320	6	9	0
25-34 years	1,286	7	31	2
35-44 years	1,119	7	30	1
45-54 years	1,133	6	58	6
55-64 years	1,183	6	137	26
65-74 years	746	2	144	44
75-84 years	519	4	179	84
85+ years	405	2	158	103
Unknown	28	5	1	0
Total	8,071	47	752	266

Hospitalization counts include anyone who was hospitalized at some point during their illness. It does not reflect the number of people currently hospitalized.

Other race includes any person with a race of American Indian/Alaskan native, Asian, native Hawaiian/Pacific Islander, or other.

COVID-19: summary for Brevard County

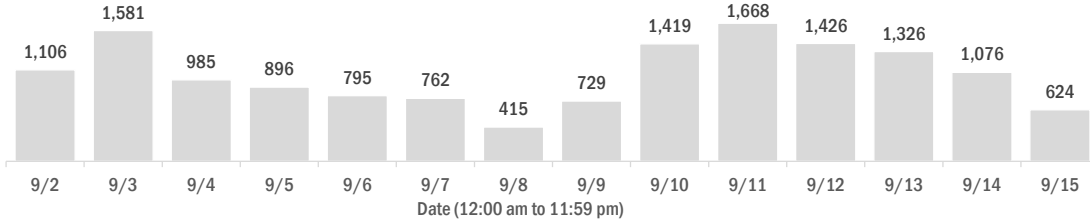
Data through Sep 15, 2020 verified as of Sep 16, 2020 at 09:25 AM

Data in this report are provisional and subject to change.

Laboratory testing for Florida residents over the past 2 weeks

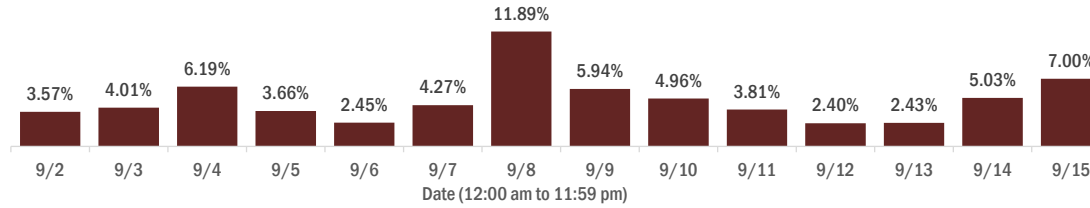
Number of Florida residents who tested negative per day

These counts include the number of people for whom the Department received negative PCR or antigen laboratory results by day. People who tested negative on multiple days will be included once for each day they are tested. Negative results for persons who have previously tested positive are excluded.



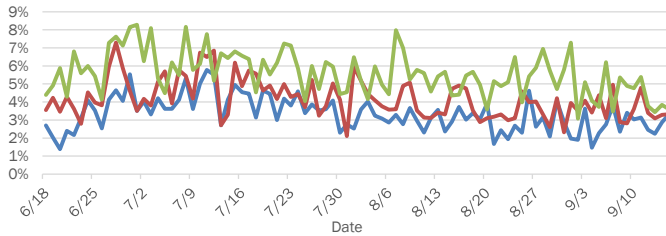
Percent positivity for new cases in Florida residents

These counts include the number of Florida residents for whom the department received PCR or antigen laboratory results by day. This percent is the number of people who test positive for the first time divided by all the people tested that day, excluding people who have previously tested positive.

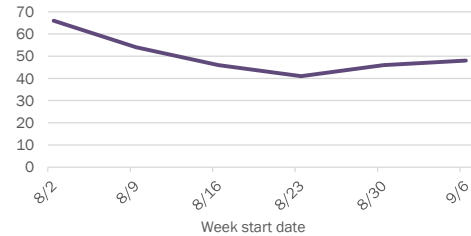


Emergency department (ED) and freestanding ED (FSED) chief complaint and admission data for Brevard County

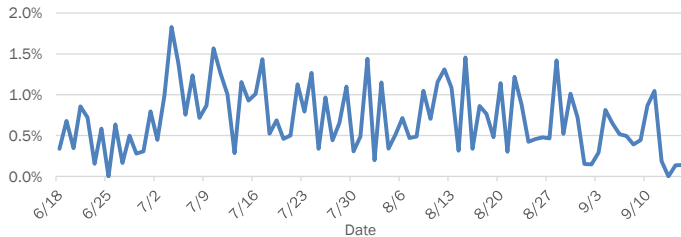
Daily percent of ED visits mentioning cough, fever, or shortness of breath



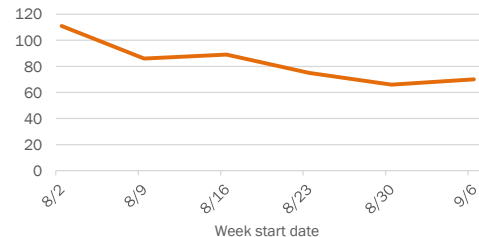
Weekly count of ED and FSED visits for influenza-like illness



Daily percent of ED visits resulting in cough-associated admissions



Weekly count of ED and FSED visits for COVID-like illness



The Electronic Surveillance System for the Early Notification of Community-Based Epidemics (ESSENCE-FL) includes chief complaint data from 211 of 212 Florida EDs and 77 of 80 Florida FSEDs. Data are transmitted electronically to ESSENCE-FL daily or hourly.