

COVID-19: summary for Brevard County

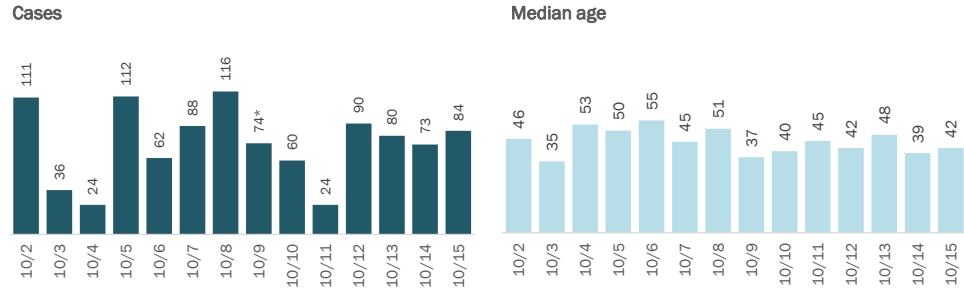
Data through Oct 15, 2020 verified as of Oct 16, 2020 at 09:25 AM

Data in this report are provisional and subject to change.

Cases: people with positive PCR or antigen test result

Total cases	10,268
Florida residents	10,222
Non-Florida residents	46
Type of case	
PCR positive	9,177
Antigen positive	1,045
Gender for Florida residents	
Men	4,696
Women	5,489
Unknown	37
Age for Florida residents	
Range	0 - 105
Median age	45

Cases in Florida residents by date case confirmed



Race, ethnicity	Cases	Hospitalizations	Deaths
White	5,595 (55%)	630 (67%)	253 (74%)
Hispanic	710 (7%)	60 (6%)	12 (4%)
Non-Hispanic	4,404 (43%)	468 (50%)	207 (61%)
Unknown ethnicity	481 (5%)	102 (11%)	34 (10%)
Black	1,183 (12%)	148 (16%)	39 (11%)
Hispanic	46 (0%)	4 (0%)	0 (0%)
Non-Hispanic	1,039 (10%)	118 (12%)	35 (10%)
Unknown ethnicity	98 (1%)	26 (3%)	4 (1%)
Other	869 (9%)	52 (6%)	12 (4%)
Hispanic	332 (3%)	15 (2%)	4 (1%)
Non-Hispanic	463 (5%)	32 (3%)	6 (2%)
Unknown ethnicity	74 (1%)	5 (1%)	2 (1%)
Unknown race	2,575 (25%)	115 (12%)	38 (11%)
Hispanic	53 (1%)	1 (0%)	0 (0%)
Non-Hispanic	119 (1%)	9 (1%)	1 (1%)
Unknown ethnicity	2,403 (24%)	105 (11%)	34 (10%)
Total	10,222	945	342

Outcomes for Florida residents

Brevard		
Hospitalizations	945	(9% of all cases)
Deaths	342	(3% of all cases)
Statewide		
Hospitalizations	46,862	(6% of all cases)
Deaths	15,830	(2% of all cases)

Cases in facility staff/residents

Brevard		
Long-term care	1,214	(12% of all cases)
Correctional	69	(1% of all cases)
Statewide		
Long-term care	49,150	(7% of all cases)
Correctional	23,645	(3% of all cases)

Age group	All cases	New cases (10/15)	Hospitalizations	Deaths
0-4 years	107 (1%)	0 (0%)	2 (0%)	0 (0%)
5-14 years	391 (4%)	7 (8%)	4 (0%)	0 (0%)
15-24 years	1,639 (16%)	14 (17%)	11 (1%)	0 (0%)
25-34 years	1,587 (16%)	14 (17%)	38 (4%)	2 (1%)
35-44 years	1,382 (14%)	11 (13%)	38 (4%)	1 (0%)
45-54 years	1,406 (14%)	8 (10%)	71 (8%)	10 (3%)
55-64 years	1,552 (15%)	10 (12%)	174 (18%)	34 (10%)
65-74 years	1,033 (10%)	10 (12%)	192 (20%)	55 (16%)
75-84 years	676 (7%)	7 (8%)	237 (25%)	108 (32%)
85+ years	447 (4%)	3 (4%)	177 (19%)	132 (39%)
Unknown	2 (0%)	0 (0%)	1 (0%)	0 (0%)
Total	10,222	84	945	342

Hospitalization counts include anyone who was hospitalized at some point during their illness. It does not reflect the number of people currently hospitalized.
Other race includes any person with a race of American Indian/Alaskan native, Asian, native Hawaiian/Pacific Islander, or other.

COVID-19: summary for Brevard County

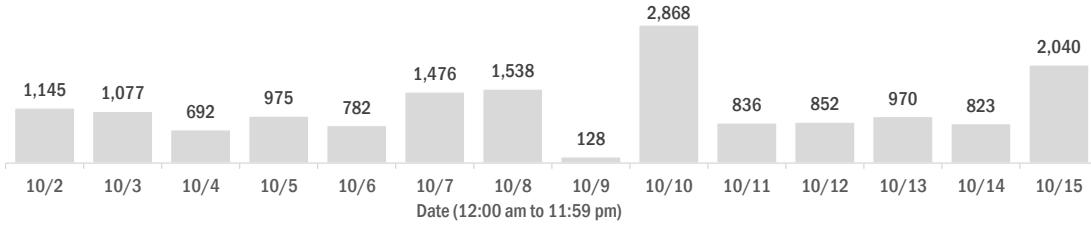
Data through Oct 15, 2020 verified as of Oct 16, 2020 at 09:25 AM

Data in this report are provisional and subject to change.

Laboratory testing for Florida residents over the past 2 weeks

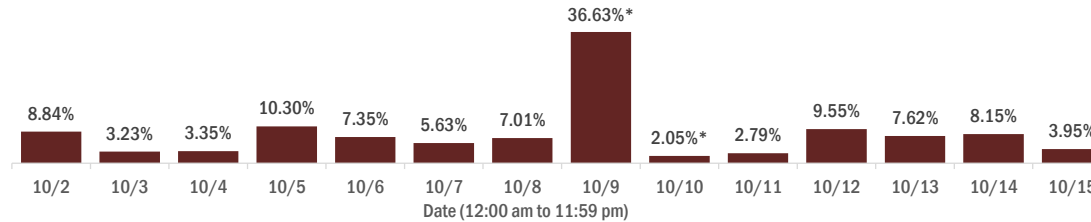
Number of Florida residents who tested negative per day

These counts include the number of people for whom the Department received negative PCR or antigen laboratory results by day. People who tested negative on multiple days will be included once for each day they are tested. Negative results for persons who have previously tested positive are excluded.



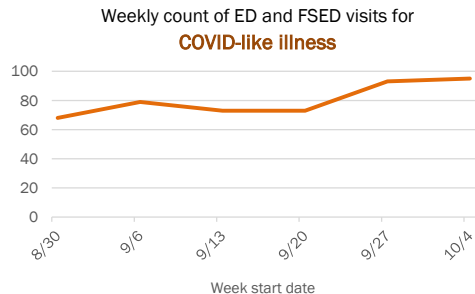
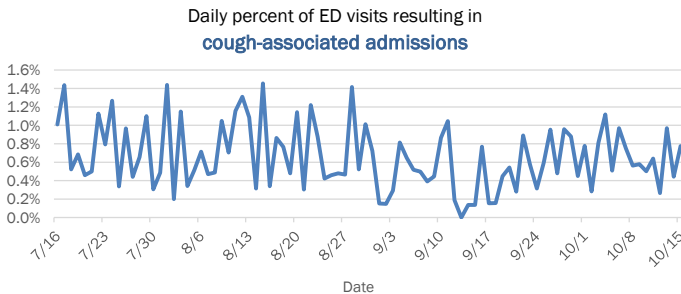
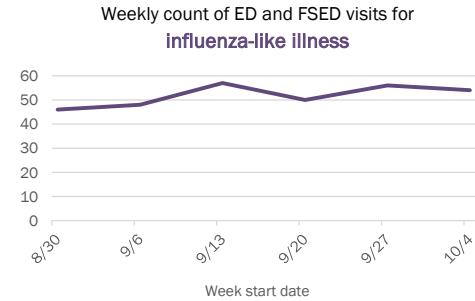
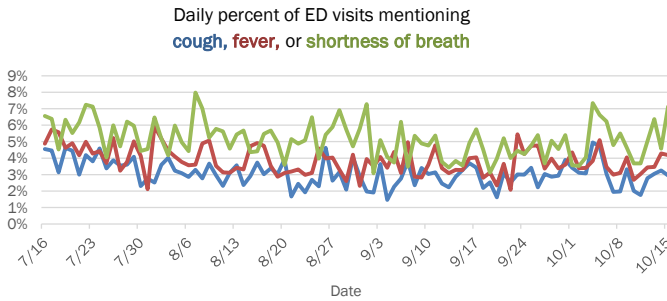
Percent positivity for new cases in Florida residents

These counts include the number of Florida residents for whom the department received PCR or antigen laboratory results by day. This percent is the number of people who test positive for the first time divided by all the people tested that day, excluding people who have previously tested positive.



* A data dump of previously reported lab results prevented the reporting system from normal processing of lab results on Oct 9, causing an inaccurate representation of data for Oct 9 and 10. The most accurate way to interpret percent positivity for these 2 days is as a 2-day average, which was 4.28%

Emergency department (ED) and freestanding ED (FSED) chief complaint and admission data for Brevard County



The Electronic Surveillance System for the Early Notification of Community-Based Epidemics (ESSENCE-FL) includes chief complaint data from 211 of 211 Florida EDs and 86 of 88 Florida FSEDs. Data are transmitted electronically to ESSENCE-FL daily or hourly.