

COVID-19: summary for Brevard County

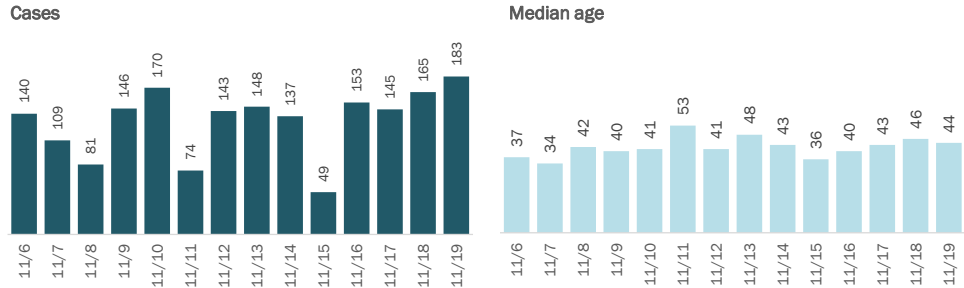
Data through Nov 19, 2020 verified as of Nov 20, 2020 at 09:25 AM

Data in this report are provisional and subject to change.

Cases: people with positive PCR or antigen test result

Total cases	14,301
Florida residents	14,202
Non-Florida residents	99
Type of case	
PCR positive	11,246
Antigen positive	2,956
Gender for Florida residents	
Men	6,597
Women	7,472
Unknown	133
Age for Florida residents	
Range	0 - 105
Median age	44

Cases in Florida residents by date case confirmed



Race, ethnicity	Cases	Hospitalizations	Deaths
White	7,559	53%	771
Hispanic	915	6%	71
Non-Hispanic	6,006	42%	585
Unknown ethnicity	638	4%	115
Black	1,492	11%	167
Hispanic	63	0%	5
Non-Hispanic	1,309	9%	132
Unknown ethnicity	120	1%	30
Other	1,124	8%	64
Hispanic	402	3%	15
Non-Hispanic	626	4%	42
Unknown ethnicity	96	1%	7
Unknown race	4,027	28%	144
Hispanic	121	1%	2
Non-Hispanic	281	2%	12
Unknown ethnicity	3,625	26%	130
Total	14,202		1,146

Outcomes for Florida residents

Brevard		
Hospitalizations	1,146	(8% of all cases)
Deaths	422	(3% of all cases)
Statewide		
Hospitalizations	53,091	(6% of all cases)
Deaths	17,889	(2% of all cases)

Cases in facility staff/residents

Brevard		
Long-term care	1,420	(10% of all cases)
Correctional	73	(1% of all cases)
Statewide		
Long-term care	54,663	(6% of all cases)
Correctional	25,387	(3% of all cases)

Age group	All cases	New cases (11/19)	Hospitalizations	Deaths
0-4 years	172	4	3	0
5-14 years	621	13	4	0
15-24 years	2,300	26	19	0
25-34 years	2,203	30	44	3
35-44 years	1,917	20	54	2
45-54 years	1,972	22	88	12
55-64 years	2,158	36	200	35
65-74 years	1,392	16	239	68
75-84 years	899	7	278	139
85+ years	564	9	216	163
Unknown	4	0	1	0
Total	14,202	183	1,146	422

Hospitalization counts include anyone who was hospitalized at some point during their illness. It does not reflect the number of people currently hospitalized.
Other race includes any person with a race of American Indian/Alaskan native, Asian, native Hawaiian/Pacific Islander, or other.

COVID-19: summary for Brevard County

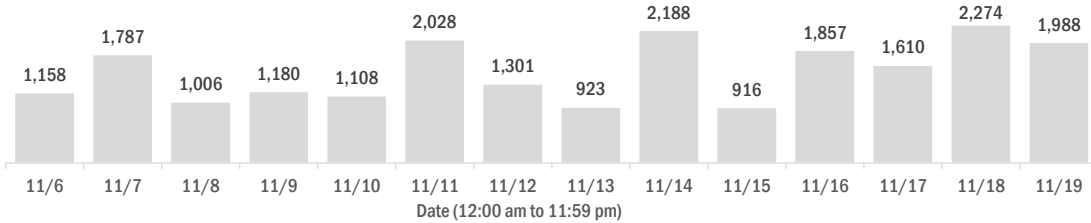
Data through Nov 19, 2020 verified as of Nov 20, 2020 at 09:25 AM

Data in this report are provisional and subject to change.

Laboratory testing for Florida residents over the past 2 weeks

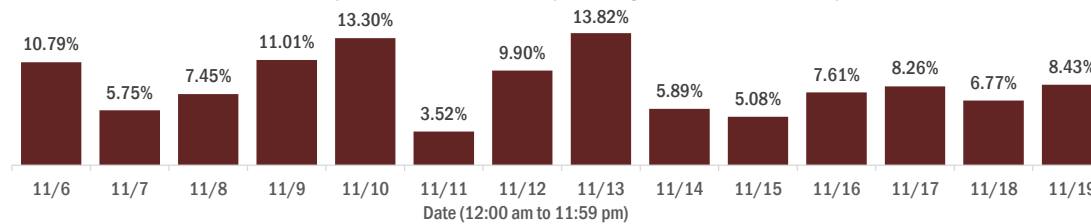
Number of Florida residents who tested negative per day

These counts include the number of people for whom the Department received negative PCR or antigen laboratory results by day. People who tested negative on multiple days will be included once for each day they are tested. Negative results for persons who have previously tested positive are excluded.



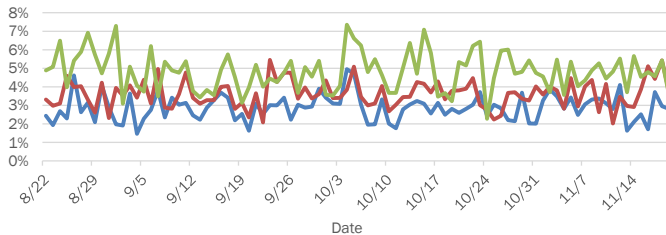
Percent positivity for new cases in Florida residents

These counts include the number of Florida residents for whom the department received PCR or antigen laboratory results by day. This percent is the number of people who test positive for the first time divided by all the people tested that day, excluding people who have previously tested positive.

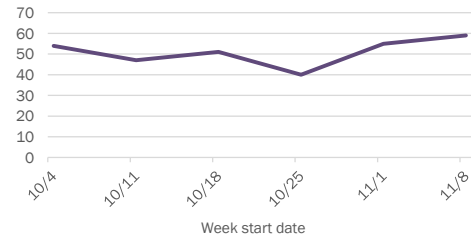


Emergency department (ED) and freestanding ED (FSED) chief complaint and admission data for Brevard County

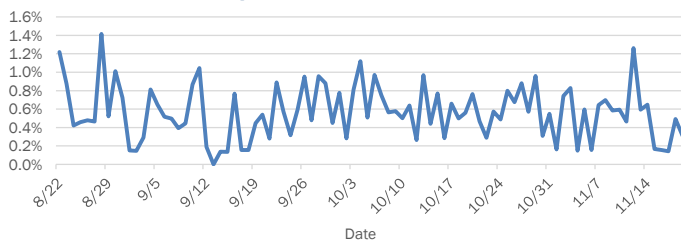
Daily percent of ED visits mentioning cough, fever, or shortness of breath



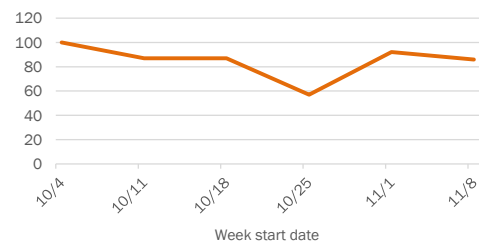
Weekly count of ED and FSED visits for influenza-like illness



Daily percent of ED visits resulting in cough-associated admissions



Weekly count of ED and FSED visits for COVID-like illness



The Electronic Surveillance System for the Early Notification of Community-Based Epidemics (ESSENCE-FL) includes chief complaint data from 211 of 211 Florida EDs and 88 of 89 Florida FSEDs. Data are transmitted electronically to ESSENCE-FL daily or hourly.