

# COVID-19: summary for Brevard County

Data through Jan 12, 2021 verified as of Jan 13, 2021 at 09:25 AM

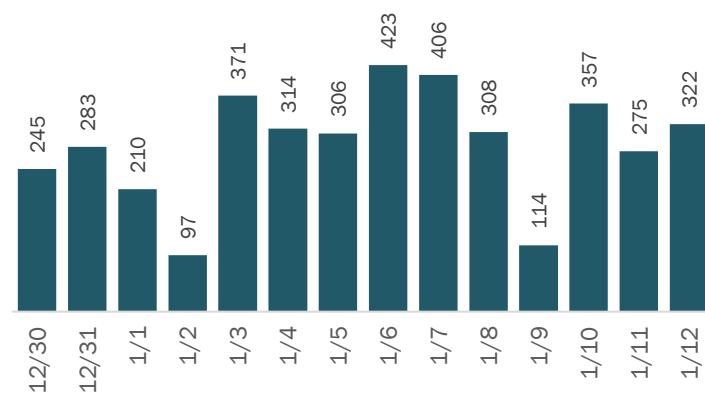
Data in this report are provisional and subject to change.

## Cases: people with positive PCR or antigen test result

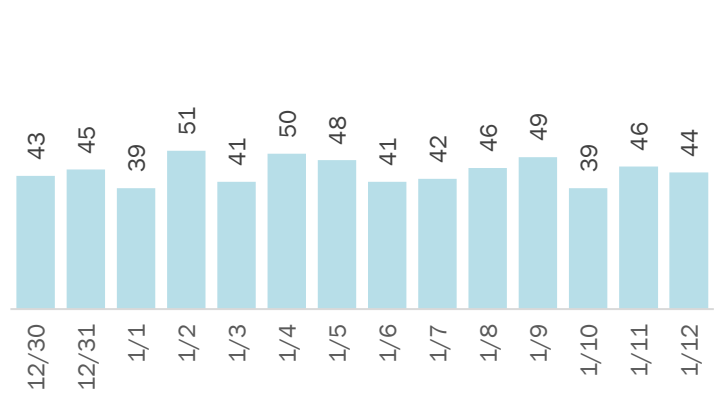
<b>Total cases</b>	<b>24,917</b>
Florida residents	24,561
Non-Florida residents	356
<b>Type of case</b>	
PCR positive	16,109
Antigen positive	8,452
<b>Gender for Florida residents</b>	
Men	11,311
Women	12,746
Unknown	504
<b>Age for Florida residents</b>	
Range	0 - 105
Median age	44

## Cases in Florida residents by date case confirmed

Cases



Median age



Race, ethnicity	Cases	Hospitalizations	Deaths
<b>White</b>	12,565   51%	1,070   69%	420   75%
Hispanic	1,453   6%	89   6%	27   5%
Non-Hispanic	9,999   41%	862   56%	353   63%
Unknown ethnicity	1,113   5%	119   8%	40   7%
<b>Black</b>	2,191   9%	207   13%	63   11%
Hispanic	105   0%	5   0%	0   0%
Non-Hispanic	1,897   8%	172   11%	57   10%
Unknown ethnicity	189   1%	30   2%	6   1%
<b>Other</b>	2,459   10%	89   6%	22   4%
Hispanic	740   3%	19   1%	4   1%
Non-Hispanic	1,034   4%	54   4%	13   2%
Unknown ethnicity	685   3%	16   1%	5   1%
<b>Unknown race</b>	7,346   30%	176   11%	57   10%
Hispanic	343   1%	15   1%	0   0%
Non-Hispanic	506   2%	14   1%	7   1%
Unknown ethnicity	6,497   26%	147   10%	50   9%
<b>Total</b>	<b>24,561</b>	<b>1,542</b>	<b>562</b>

## Outcomes for Florida residents

<b>Brevard</b>		
Hospitalizations	1,542	(6% of all cases)
Deaths	562	(2% of all cases)

<b>Statewide</b>		
Hospitalizations	66,634	(4% of all cases)
Deaths	23,396	(2% of all cases)

## Cases in facility staff/residents

<b>Brevard</b>		
Long-term care	1,730	(7% of all cases)
Correctional	77	(0% of all cases)

<b>Statewide</b>		
Long-term care	69,730	(5% of all cases)
Correctional	28,005	(2% of all cases)

Age group	All cases	New cases (1/12)	Hospitalizations	Deaths
0-4 years	327   1%	3   1%	4   0%	0   0%
5-14 years	1,276   5%	18   6%	5   0%	0   0%
15-24 years	3,780   15%	53   16%	24   2%	0   0%
25-34 years	3,817   16%	45   14%	51   3%	4   1%
35-44 years	3,337   14%	45   14%	76   5%	3   1%
45-54 years	3,477   14%	52   16%	121   8%	17   3%
55-64 years	3,763   15%	45   14%	253   16%	44   8%
65-74 years	2,482   10%	36   11%	326   21%	90   16%
75-84 years	1,464   6%	16   5%	384   25%	182   32%
85+ years	829   3%	8   2%	297   19%	222   40%
Unknown	9   0%	1   0%	1   0%	0   0%
<b>Total</b>	<b>24,561</b>	<b>322</b>	<b>1,542</b>	<b>562</b>

**Hospitalization** counts include anyone who was hospitalized at some point during their illness. It does not reflect the number of people currently hospitalized.

**Other race** includes any person with a race of American Indian/Alaskan native, Asian, native Hawaiian/Pacific Islander, or other.

# COVID-19: summary for Brevard County

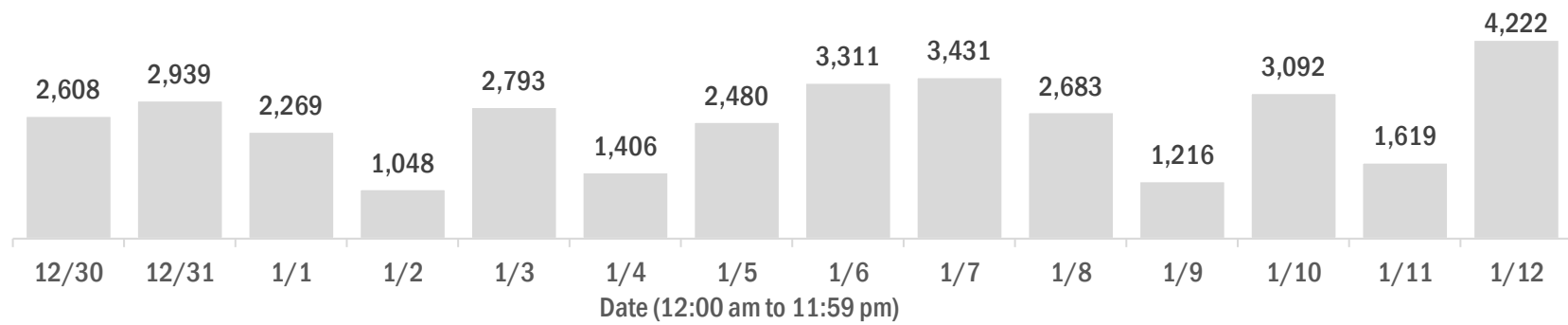
Data through Jan 12, 2021 verified as of Jan 13, 2021 at 09:25 AM

Data in this report are provisional and subject to change.

## Laboratory testing for Florida residents over the past 2 weeks

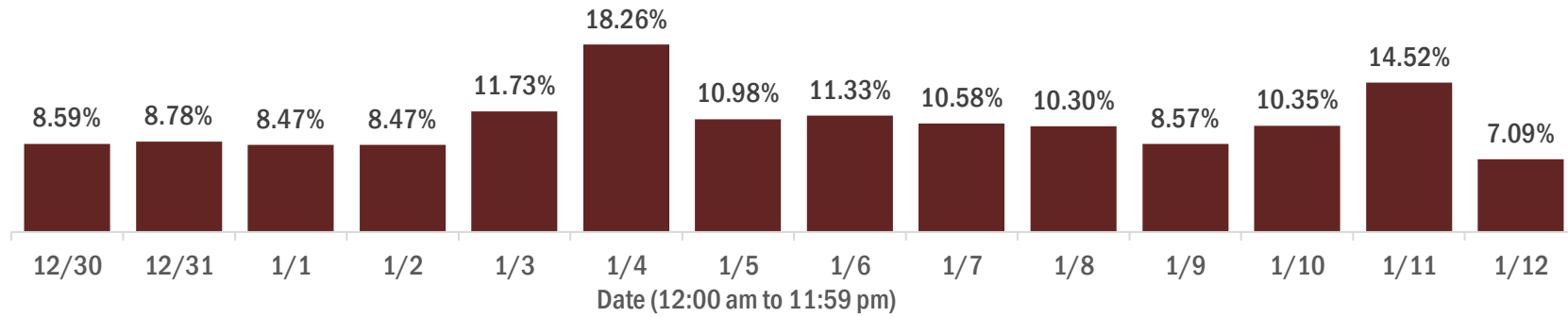
Number of Florida residents who tested negative per day

These counts include the number of people for whom the Department received negative PCR or antigen laboratory results by day. People who tested negative on multiple days will be included once for each day they are tested. Negative results for persons who have previously tested positive are excluded.



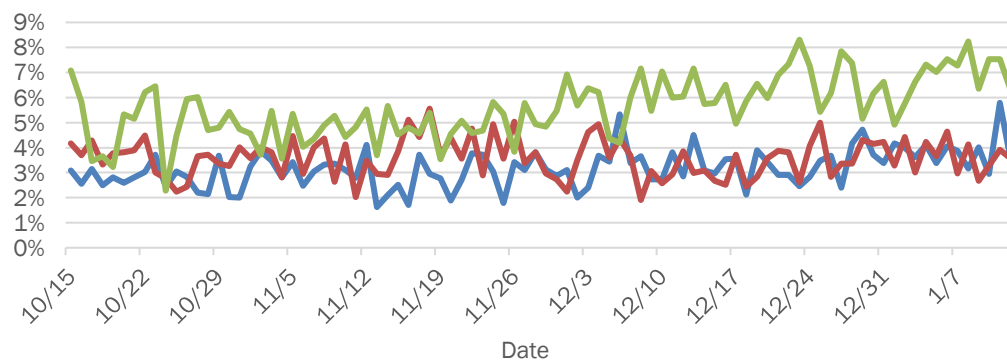
## Percent positivity for new cases in Florida residents

These counts include the number of Florida residents for whom the department received PCR or antigen laboratory results by day. This percent is the number of people who test positive for the first time divided by all the people tested that day, excluding people who have previously tested positive.

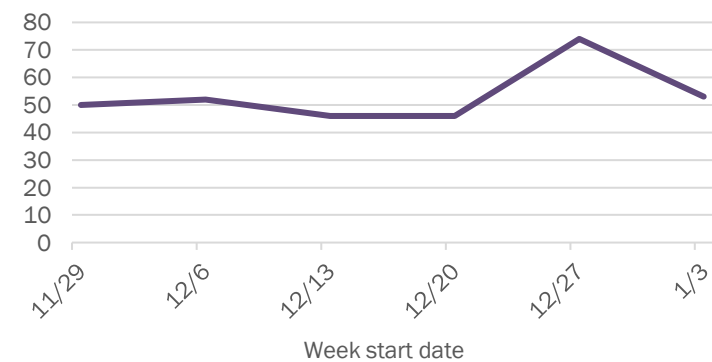


## Emergency department (ED) and freestanding ED (FSED) chief complaint and admission data for Brevard County

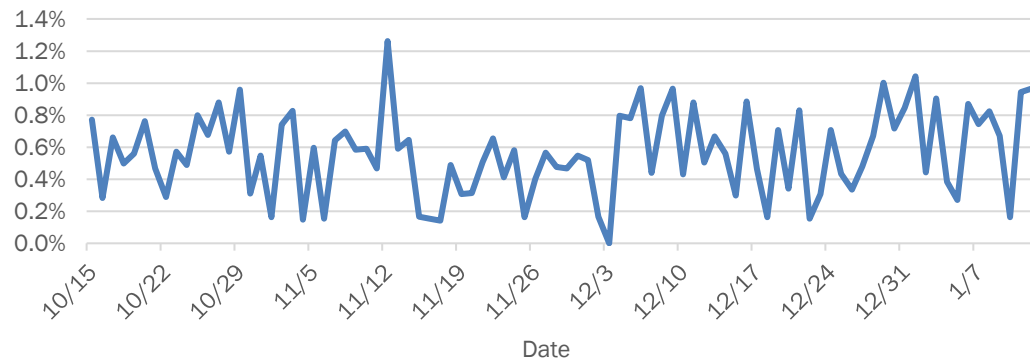
Daily percent of ED visits mentioning cough, fever, or shortness of breath



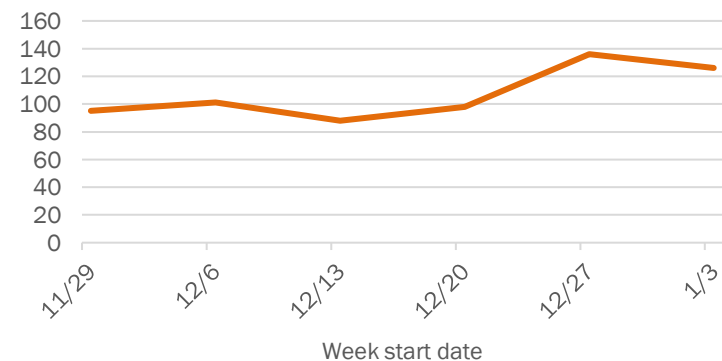
Weekly count of ED and FSED visits for influenza-like illness



Daily percent of ED visits resulting in cough-associated admissions



Weekly count of ED and FSED visits for COVID-like illness



The Electronic Surveillance System for the Early Notification of Community-Based Epidemics (ESSENCE-FL) includes chief complaint data from 211 of 211 Florida EDs and 88 of 89 Florida FSEDs. Data are transmitted electronically to ESSENCE-FL daily or hourly.